

PRIVATE & CONFIDENTIAL

Zabarang Kalyan Samity (ZKS)

**Auditors' Report
and**

**Consolidated Financial Statements
for the period from 01 July 2017 to 30 June 2018**

ANISUR RAHMAN & CO.

Chartered Accountants

Dhaka, Bangladesh

Zabarang Kalyan Samity (ZKS)

Khagrapur, Khagrachari Sadar, Khagrachari 4400

Zabarang Kalyan Samity (ZKS)

Auditors' Report

and

Consolidated Financial Statements

for the period from 01 July 2017 to 30 June 2018

ANISUR RAHMAN & CO, Chartered Accountants

70/C, Purana Paltan Line, 3rd Floor, VIP Road, Dhaka-1000, Bangladesh

Telephones (880-2): 831 8179, Cell : 01732 559933, 01819 252656

E-mail : arcobd@gmail.com

Zabarang Kalyan Samity (ZKS)
Khagrapur, Khagrachari Sadar, Khagrachari 4400

TABLE OF CONTENTS

<u>Section</u>	<u>Title</u>
1	Auditor's Report
2	Consolidated Statement of Financial Position
3	Consolidated Statement of Profit or Loss and Other Comprehensive Income
4	Consolidated Statement of Receipts & Payments
5	Notes to the Financial Statements
Annex A	Project wise statement of Consolidated Financial Position
Annex B	Project wise statement of consolidated Profit or Loss and Other Comprehensive Income
Annex C	Project wise statement of Consolidated Receipts & Payments
Annex D	Shedule of fund transfer to sub-partner
Annex E	Details Fixed Assets Schedule

Zabarang Kalyan Samity (ZKS)
Khagrapur, Khagrachari Sadar, Khagrachari 4400
Auditors' Report on
Consolidated Financial Statements
for the period from 01 July 2017 to 30 June 2018

We have audited the accompanying consolidated financial statements of Zabarang Kalyan Samity (ZKS) for the period from 01 July 2017 to 30 June 2018. We noted that preparation of these financial statements are the responsibility of the ZKS management. Our responsibility is to express an independent opinion of these financial statements, based on our audit.

We have conducted our audit in accordance with the Bangladesh Standards on Auditing (BSA). Those Standards require that we plan and perform the audit to obtain reasonable assurance about whether the financial statements are free of material misstatements. To this end, best possible efforts were taken based on sampling and hence confirmation of all balances was not possible. An audit includes examining, on a test basis, evidence supporting the amounts and disclosures in the financial statements. An audit also includes assessing the accounting principles used and significant estimates made by management, as well as evaluating the overall financial statement presentation. We believe that our audit provides a reasonable basis of our opinion.

In our opinion,

The consolidated financial statement presents fairly, in all material respects, the statement of consolidated financial position as at 30 June 18 and its financial performance and its cash flows for the period then ended on that day in accordance with International Financial Reporting Standards (IFRS) and other applicable laws and regulations including Donor's guidelines.

We also report that:

- We have obtained all the information and explanations which to the best of our knowledge and belief were necessary for the purpose of our audit and made due verification thereof.
- In our opinion, proper books of account as required by the law have been kept by the management so far as it appeared from our examination of those books, and
- In our opinion, the statement of financial position and the statement of comprehensive income dealt with by the report are in agreement with the books of accounts.

Dhaka, Bangladesh
Dated: 28 February 2019

ANISUR RAHMAN & CO
Chartered Accountants



ZABARANG KALYAN SAMITY (ZKS)
Consolidated Statement of Financial Position
As at 30 June 2018

	Note	Amounts in Taka	
		30 June 2018	30 June 2017
Assets			
Non-current assets			
Property, plant & equipment	3	3,450,141	3,886,684
Fixed deposit		-	500,000
Total non-current assets		3,450,141	4,386,684
Current assets			
Receivable from other project	4	4,335,034	5,148,559
Loan to staffs	5	198,715	148,715
Cash & cash equivalents	6	821,505	2,059,533
Total current assets		5,355,254	7,356,807
Total assets		8,805,395	11,743,490
Fund and Liabilities			
Fund & reserves			
Capital fund	7	8,535,714	10,746,519
Total fund & reserve		8,535,714	10,746,519
Non current Liabilities			
Bank loan		-	-
Total non current liabilities		-	-
Current liabilities			
Loan from ED	8	173,941	6,441
Payable to other project	9	82,980	950,530
Provision for audit fee		-	40,000
Advance Account		12,760	-
Total current liabilities		269,681	996,971
Total fund & liability		8,805,395	11,743,490

The accompanying notes form an integral part of these financial statements and are to be read in conjunction therewith.



Coordinator, Admin & Finance



Executive Director

Signed in terms of our separate report of even date annexed.

Dated, Dhaka;
Dated: 28 February 2019


ANISUR RAHMAN & CO.
Chartered Accountants




ZABARANG KALYAN SAMITY (ZKS)

**Consolidated Statement of Profit or Loss and Other Comprehensive Income
For the year ended 30 June 2018**

	Note	Amounts in Taka	
		30 June 2018	30 June 2017
Income			
Grants income	10	31,672,848	32,242,687
Administrative cost received from projects	11	769,092	2,297,025
Onuiprerona Project Recruitment		6,000	
General Members Fee		5,420	
Book Fair		-	
Bank interest		1,432	
FDR interest		271,150	7,923
Total income		32,725,942	34,547,635
Expenditure			
Staff salary-administrative	12	2,544,348	2,629,789
Staff salary-programme	13	6,854,850	10,694,067
Administrative and other cost	14	1,873,347	1,478,241
Training/Conference to staff/Communities/stakeholders	15	1,408,891	1,919,088
Workshop and exchange visit	16	1,698,330	2,105,652
Monitoring visits to communities	17	34,490	109,251
Support to communities/Schools/HHs	18	318,487	3,076,587
Meeting - Stakeholder/Staff	19	1,083,793	545,003
Day observation	20	91,890	26,817
Travelling allowance	21	1,039,129	1,538,192
Daily allowance	22	82,500	-
Fund transferred to projects	23	14,504,355	7,650,095
Fund refund to donors		-	-
Paid to other project		-	12,760
Depreciation		512,303	-
Audit fee		248,261	100,000
Expenditure of sub-partner TAUNGYA and Humanitarian Foundation	Annex-D	2,513,410	2,536,359
Remuneration for 3 experts of three languages		-	58,500
Bank charge		3,975	3,000
Total expenditures		34,812,358	34,483,401
Surplus/(Deficit) transferred to capital fund		(2,086,416)	64,234
Total		32,725,942	34,547,635

The accompanying notes form an integral part of these financial statements and are to be read in conjunction therewith.


Coordinator, Admin & Finance


Executive Director

Signed in terms of our separate report of even date annexed.


Dated, Dhaka;
Dated: 28 February 2019


ANISUR RAHMAN & CO.
Chartered Accountants



ZABARANG KALYAN SAMITY (ZKS)
Consolidated Statement of Receipts & Payments
For the year ended 30 June 2018

	Notes	Amounts in Taka	
		30 June 2018	30 June 2017
Opening balance			
Cash in hand		11,093	14,083
Cash at bank		2,048,440	4,495,802
		2,059,533	4,509,885
Receipts			
Fund received from donors	10	31,672,848	32,242,687
Loan received from ED	8	396,712	-
Bank interest		1,432	7,923
FDR Interest		271,150	-
Administrative cost received from projects	11	769,092	2,297,025
Loan realized from projects	24	2,688,568	828,194
Loan realized from staffs	25	-	7,055
FDR Encashment		500,000	-
Onuiprerona Project Recruitment		6,000	-
General Members Fee		5,420	-
Advance Account		25,960	122,400
Loan received from General Fund		981,847	1,579,000
Total receipts		37,319,029	37,084,284
Total		39,378,562	41,594,169
Payments			
Staff salary-administrative	12	2,544,348	2,629,789
Staff salary-programme	13	6,854,850	10,694,067
Administrative and other cost	14	1,873,347	1,478,241
Assets/Logistics:furniture/fixture/equipment	26	158,150	337,823
Training/Conference to staff/Communities/stakeholders	15	1,408,891	1,919,088
Workshop and Exchange visit	16	1,698,330	2,105,652
Monitoring Visits to communities	17	34,490	109,251
Support to Communities/Schools/HHs	18	318,487	3,076,587
Meeting -Stakeholder/Staff	19	1,083,793	545,003
Day observation	20	91,890	26,817
Travelling Allowance	21	1,039,129	1,538,192
Daily Allowance	22	82,500	-
Expenditure of sub-partner TAUNGYA and Humanitarian Foundation	Annex-D	2,513,410	2,536,359
Fund transferred to Projects	23	14,504,355	7,650,095
Loan to Projects	27	1,853,593	2,859,417
Loan to staff	28	50,000	3,000
Loan refund to GF		1,912,847	940,300
Fund refund to ED	8	229,212	-
Audit fee		288,261	60,000
Unspend fund transfer to GF		-	950,695
Bank charge		3,975	3,000
Remuneration for 3 experts of three languages		-	58,500
Paid to other project		-	12,760
Advanced a/c		13,200	-
Total payments		38,557,057	39,534,636
Closing balance			
Cash in hand		2,884	11,093
Cash at bank		818,621	2,048,440
		821,505	2,059,533
Total		39,378,562	41,594,169


Coordinator, Admin & Finance


Executive Director

Signed in terms of our separate report of even date annexed.

Dated, Dhaka;
Dated: 28 February 2019

ANISUR RAHMAN & CO.
Chartered Accountants



Zabarang Kalyan Samity (ZKS)
Khagrapur, Khagrachari Sadar, Khagrachari 4400

Notes to the Financial Statements
for the year ended 30 June 2018

1 Background of the Organization

Zabarang Kalyan Samity (ZKS) is a leading local development organization (NGO) in Khagrachari Hill District. It came into being in 1995 with the collaboration of a group of local hilly educated and energetic young social workers with an aim to promote socio-economic and cultural status of the poor and vulnerable people emphasizing on the women and children.

Zabarang Kalyan Samity (ZKS) is registered voluntary organization (NGO). It has been registered under Societies Registration Act, 1860 and with the Directorate of Social Welfare, Government of the People's Republic of Bangladesh, vide registration No. Khagra – 122/97 dated 29 July 1997. It is also registered with NGO Affair Bureau vide registration No. 1461 dated 27 December 1999 and last renewal date 04 December 2014 effecting from 27 December 2014.

2 Significant Accounting Policies

2.1 Basis of Accounting

The financial statements have been prepared in accordance with Bangladesh Accounting Standards (BAS) except on cash basis. The financial statements are prepared on cash basis under historical cost convention. Provisions are not taken into account except otherwise noted in this report.

2.2 Accounting for Grants

Grants are recognized as income and grants related to assets are accounted for in accordance with International Accounting Standards (IAS)-20.

2.3 Basis of presentation of financial statements

Presentation of the financial statements has been made in accordance with BAS-1.

2.4 Property, plant & equipment and depreciation

Property, Plant and Equipment are stated at cost less accumulated depreciation.

2.5 Accounting records

Separate books of accounts were maintained by the ZKS as per provisions of the general accounting standards and financial regulations of the country.

2.6 Taxation

In accordance with the existing Income Tax rules, all NGOs working in Bangladesh are assessable entities and submission of Income Tax return is mandatory whether the income of any NGO for any year is taxable or not which is to be decided only after regular assessment to be made by the assessing authority.

2.7 Cash and cash equivalents

Cash and cash equivalents for the purpose of the statement of receipts and payments comprise cash and bank balance. Cash and bank balances include donation received through donor grants which are available for use by the organization without any restrictions.

2.8 General

- Figures have been rounded off to the nearest Taka.
- Previous years' figures have been re-arranged to conform to the current year presentation and comparison

ZABARANG KALYAN SAMITY (ZKS)
CONSOLIDATED FIXED ASSETS SCHEDULE
For the year ended 30 June 2018

3. Property, plant & equipment

Particulars	Cost			Rate	Depreciation			W.D.V 30.06.2018
	Opening 01.07.2017	Addition during the year	Total 30.06.2018		Adjustment	Charge during the year	Adjustment	
General Fund	3,097,829	158,150	3,255,979	-	-	-	943,412	2,312,567
READ	2,192,451	-	2,192,451	-	-	474,232	1,207,135	985,316
BCBI	100,590	-	100,590	-	-	20,118	20,118	80,472
VCF-NET	89,733	-	89,733	-	-	17,947	17,947	71,786
Grand Total	5,480,603	158,150	5,638,753			512,297	2,188,612	3,450,141

Details are given in Annex-E



4. Receivable from other projects

Particulars	Name of Projects (2017-2018)										Total	
	General fund	Mother AC	SK	READ	CIP-VCF	CHTRDP	BCBI	VCF-Net	MLE Manual Development	ZKS-Peace		
Opening balance as on 01.07.2017	5,148,559	-	-	-	-	-	-	-	-	-	-	5,148,559
Add: Paid during the year	1,852,593	-	-	-	-	-	-	-	-	-	-	1,852,593
Add: Transfer from Close Project	-	-	-	-	-	-	-	-	-	-	-	-
	7,001,152	-	-	-	-	-	-	-	-	-	-	7,001,152
Less: Realize during the year	2,666,118	-	-	-	-	-	-	-	-	-	-	2,666,118
Closing Balance as on 30.06.2018	4,335,034	-	-	-	-	-	-	-	-	-	-	4,335,034

5. Loan to staffs

Particulars	Name of Projects (2017-2018)										Total	
	General fund	Mother AC	SK	READ	CIP-VCF	CHTRDP	BCBI	VCF-Net	MLE Manual Development	ZKS-Peace		
Opening balance as on 01.07.2017	148,715	-	-	-	-	-	-	-	-	-	-	148,715
Add: Paid during the year	50,000	-	-	-	-	-	-	-	-	-	-	50,000
	198,715	-	-	-	-	-	-	-	-	-	-	198,715
Less: Realize during the year	-	-	-	-	-	-	-	-	-	-	-	-
Closing Balance as on 30.06.2018	198,715	-	-	-	-	-	-	-	-	-	-	198,715

6. Cash & cash equivalents

Particulars	Name of Projects (2017-2018)										Total	
	General fund	Mother AC	SK	READ	CIP-VCF	CHTRDP	BCBI	VCF-Net	MLE Manual Development	ZKS-Peace		
Cash in hand	825.00	-	-	-	1,365.00	-	694.00	-	-	-	-	2,884
Cash at bank	418,874.00	-	-	66,251.00	64,831.50	800.00	26,674.00	241,190.50	-	-	-	818,621
Closing Balance as on 30.06.2018	419,699	-	-	66,251	66,197	800	27,368	241,191	-	-	-	821,505



7. Capital fund

Particulars	Name of Projects (2017-2018)										Total
	General fund	Mother AC	SK	READ	CIP-VCF	CHTRDP	BCBI	VCF-Net	MLE Manual Development	ZKS-Peace	
Opening balance as on 01.07.2017	8,376,242	2,989	389,339	1,645,542	-	(59,869)	418,408	(796,663)	687,510	632	10,664,130
Add: excess/(deficit) of income over expenditure	(1,116,668)	(2,989)	(389,339)	(593,975)	44,747	(167,361)	(310,568)	1,096,880	(688,510)	41,368	(2,086,416)
	7,259,574	-	-	1,051,567	44,747	(227,230)	107,840	300,217	(1,000)	42,000	8,577,714
Less: Fund returned to donors	-	-	-	-	-	-	-	-	-	-	-
Add: Unspent fund received	-	-	-	-	-	-	-	-	-	-	-
Less: Transfer to GF	-	-	-	-	-	-	-	-	-	42,000	42,000
Add: Adjustment during the year	-	-	-	-	-	-	-	-	-	-	-
Less: Unspent fund transfer to ZKS	-	-	-	-	-	-	-	-	-	-	-
Closing Balance as on 30.06.2018	7,259,574	-	-	1,051,567	44,747	(227,230)	107,840	300,217	(1,000)	-	8,619,714

8. Loan from ED

Particulars	Name of Projects (2017-2018)										Total
	General fund	Mother AC	SK	READ	CIP-VCF	CHTRDP	BCBI	VCF-Net	MLE Manual Development	ZKS-Peace	
Opening balance as on 01.07.2017	6,441	-	-	-	-	-	-	-	-	-	6,441
Add: Transfer from Close Project	-	-	-	-	-	-	-	-	-	-	-
Add: Received during the year	-	-	-	-	-	396,712	-	-	-	-	396,712
	6,441	-	-	-	-	396,712	-	-	-	-	403,153
Less: Refund during the year	-	-	-	-	-	229,212	-	-	-	-	229,212
Less: Transfer to GF	-	-	-	-	-	-	-	-	-	-	-
Closing Balance as on 30.06.2018	6,441	-	-	-	-	167,500	-	-	-	-	173,941

9. Payable to other projects

Particulars	Name of Projects (2017-2018)										Total
	General fund	Mother AC	SK	READ	CIP-VCF	CHTRDP	BCBI	VCF-Net	MLE Manual Development	ZKS-Peace	
Opening balance as on 01.07.2017	-	-	-	-	-	60,530	-	889,000	1,000	-	950,530
Add: Received during the year	-	-	-	-	22,450	-	-	981,847	-	-	1,004,297
	-	-	-	-	22,450	60,530	-	1,870,847	1,000	-	1,954,827
Less: Paid during the year	-	-	-	-	1,000	-	-	1,870,847	-	-	1,871,847
Closing Balance as on 30.06.2018	-	-	-	-	21,450	60,530	-	-	1,000	-	82,980



10. Fund received from donors

Particulars	Name of Projects (2017-2018)										Total	
	General fund	Mother AC	SK	READ	CIP-VCF	CHTRDP	BCBI	VCF-Net	MLE Manual Development	ZKS-Peace		
Fund from READ-BCBI	-	972,752	-	-	-	-	972,752	-	-	-	-	1,945,504
Fund from READ	-	4,019,878	-	4,019,878	-	-	-	-	-	-	-	8,039,756
Fund from UNDP-CHTDF-CEP-Rangarh	-	-	-	-	-	-	-	-	-	-	-	-
Fund from Save the Children-SK	-	-	1,517,757	-	-	-	-	-	-	-	-	1,517,757
Fund from Save the Children-Breakthrough	-	-	-	-	-	-	-	-	-	-	-	-
Fund from GDP-PEACE project	-	-	-	-	-	-	-	-	-	-	41,368	41,368
Fund from CAMPE	133,766	-	-	-	-	-	-	-	-	-	-	133,766
Fund from Cost trust	-	-	-	-	-	-	-	-	-	-	-	-
Fund from ADB for CHTRDP	7,208,455	-	-	-	-	836,384	-	-	-	-	-	836,384
Fund from VCF-Net	7,875	-	-	-	-	-	-	7,208,455	-	-	-	14,416,910
HCGAC/ORTOB	1,160,840	-	-	-	1,160,840	-	-	-	-	-	-	7,875
CIP-VCF	146,938	-	-	-	-	-	-	-	-	-	-	2,321,680
SCI	19,950	-	-	-	-	-	-	-	-	-	-	146,938
ZTRTC	-	-	-	-	-	-	-	-	-	-	-	19,950
Fund from SEEP-ORTOB	1,122,480	-	-	-	-	-	-	-	1,122,480	-	-	-
Fund from Unesco	9,800,304	4,992,630	1,517,757	4,019,878	1,160,840	836,384	972,752	7,208,455	1,122,480	41,368	-	2,244,960
												31,672,848

11. Administrative cost received from projects

Particulars	Name of Projects (2017-2018)										Total	
	General fund	Mother AC	SK	READ	CIP-VCF	CHTRDP	BCBI	VCF-Net	MLE Manual Development	ZKS-Peace		
Administrative cost												
Admin Staffs' Salary Received from projects	621,975	-	-	-	-	-	-	-	-	-	-	621,975
Contribution fund received from staff	-	-	-	-	-	-	-	-	-	-	-	-
Office Rent received from CIP-VCF	4,000	-	-	-	-	-	-	-	-	-	-	4,000
Office Rent received from SK	13,000	-	-	-	-	-	-	-	-	-	-	13,000
Office Rent received from CHTRDP Projects	27,000	-	-	-	-	-	-	-	-	-	-	27,000
Overhead received from CHTRDP Projects	99,501	-	-	-	-	-	-	-	-	-	-	99,501
Advance A/C carry forward	-	-	-	-	-	-	-	-	-	-	-	-
Bank Interest received	-	-	487	-	-	-	-	3,129	-	-	-	3,616
Miscellaneous income/Bank charge	-	-	-	-	-	-	-	-	-	-	-	-
	765,476	-	487	-	-	-	-	3,129	-	-	-	769,092



12. Staff salary - Administrative

Particulars	Name of Projects (2017-2018)										Total	
	General fund	Mother AC	SK	READ	CIP-VCF	CHTRDP	BCBI	VCF-Net	MLE Manual Development	ZKS-Peace		
Administrative												
Executive Director	780,000	-	19,500	42,620	68,600	-	-	142,500	-	-	-	1,053,220
Resource Coordinator	286,000	-	-	35,516	-	-	-	-	-	-	-	321,516
Finance Officer/Accounts & Admin Officer	49,000	-	-	-	114,333	-	-	190,000	-	-	-	353,333
Program Coordinator/Monitoring & evaluation officer	520,000	-	-	-	-	-	-	-	-	-	-	520,000
Administrative Officer	175,500	-	-	-	-	-	-	-	-	-	-	175,500
Office Assistant (MLSS)/Support Staff	107,600	-	-	-	-	-	-	-	-	-	-	107,600
Volunteer Allowance	13,179	-	-	-	-	-	-	-	-	-	-	13,179
	1,931,279	-	19,500	78,136	182,933	-	-	332,500	-	-	-	2,544,348

13. Staff salary - Programme

Particulars	Name of Projects (2017-2018)										Total	
	General fund	Mother AC	SK	READ	CIP-VCF	CHTRDP	BCBI	VCF-Net	MLE Manual Development	ZKS-Peace		
Programatics:												
Program coordinator	-	-	-	62,509	-	-	-	-	-	-	-	62,509
Program/Project coordinator	-	-	195,000	344,511	200,083	-	-	297,500	-	-	-	1,037,094
Upazilla Project Coordinator/Field monitor	-	-	906,342	-	-	-	-	212,500	-	-	-	1,118,842
Senior Technical officer-READ	-	-	-	227,821	142,916	-	-	-	-	-	-	370,737
Senior Technical officer-M & EO	-	-	-	227,821	-	-	-	-	-	-	-	227,821
Program organizer/observers' fee/Field Monitor	-	-	-	-	-	-	611,281	-	-	-	-	611,281
Finance /Accounts and Admin officer	-	-	64,998	198,891	-	23,100	133,763	-	-	-	-	420,752
Training & materials Dev. Officer, reporting Doc. Associate	-	-	-	-	-	-	-	127,500	-	-	-	127,500
Technical Officer (READ)	-	-	-	532,743	-	-	-	-	-	-	-	532,743
Community Facilitator/Field staffs/FF	-	-	-	689,472	140,500	718,169	-	-	-	-	-	1,548,141
Office Assistant (MLSS)/SS	-	-	-	181,143	-	-	-	-	-	-	-	181,143
Fringe benefit	-	-	-	316,287	-	-	-	-	-	-	-	316,287
Teachers/Volunteer/Women honorarium	-	-	300,000	-	-	-	-	-	-	-	-	300,000
	-	-	1,466,340	2,781,198	483,499	741,269	745,044	637,500	-	-	-	6,854,850



14. Administrative and other cost (office operation)

Particulars	Name of Projects (2017-2018)										Total
	General fund	Mother AC	SK	READ	CIP-VCF	CHTRDP	BCBI	VCF-Net	MLE Manual Development	ZKS+Peace	
Office Rent	48,415	-	36,781	103,716	27,600	39,000	90,000	16,807	-	-	362,319
Utility/repair/maintenance	4,294	-	16,387	18,797	6,119	6,500	8,955	7,642	-	-	68,694
Communication (mobile bill, courier, phone bill, net bill, satellite service cost etc.)	29,317	-	13,311	42,989	11,344	19,950	32,840	11,546	-	-	161,297
Consumable office supplies/stationeries	51,834	-	28,233	35,535	11,012	26,000	25,753	29,099	-	-	207,466
Entertainment	27,942	-	-	-	-	-	-	-	-	-	27,942
Maintenance of office equipment/other office cost	18,119	-	-	36,886	-	6,006	6,045	-	-	-	67,056
Advertisement cost	-	-	-	1,620	-	-	-	-	-	-	1,620
Publication of Knowledge products	-	-	-	-	3,720	-	-	-	771,292	-	775,012
Fuel and Maintenance cost of generator	61,544	-	-	-	-	-	-	-	-	-	61,544
Maintenance cost of Garden and ZRTC	22,400	-	-	-	-	-	-	-	-	-	22,400
Others admin/Miscellaneous cost	72,379	-	-	-	1,340	-	-	-	-	-	73,719
AGM	22,476	-	-	-	-	-	-	-	-	-	22,476
Bank charge	-	2,989	3,436	4,510	458	1,120	3,705	5,584	-	-	21,802
Total	358,720	2,989	98,148	244,053	61,593	98,576	167,298	70,678	771,292	-	1,873,347

15. Training/Conference to communities/Stakeholders

Particulars	Name of Projects (2017-2018)										Total
	General fund	Mother AC	SK	READ	CIP-VCF	CHTRDP	BCBI	VCF-Net	MLE Manual Development	ZKS+Peace	
IR 1- Teachers training on READ Instructional strategies	-	-	-	48,782	-	-	-	-	695,090	-	743,872
IR 1- Teachers salary / Honorarium 10 School	-	-	-	203,667	-	-	-	-	-	-	203,667
IR 2- IAT findings & reflection	-	-	-	31,500	-	-	-	-	-	-	31,500
IR-2-Master trainer training on IAT	-	-	-	20,152	-	-	-	-	-	-	20,152
IR-2-training/Refresher on IAT for teachers	-	-	-	75,215	-	-	-	-	-	-	75,215
Project lunching at District level	-	-	-	-	57,808	-	-	-	-	-	57,808
Sitation analysis and resource mapping workshop on VCF status	-	-	-	-	60,313	-	-	-	-	-	60,313
VCF management committee formation / reformation workshop	-	-	-	-	40,226	-	-	-	-	-	40,226
Boudary Demarcation meeting with VCFs	-	-	-	-	7,245	-	-	-	-	-	7,245
IR 3 - Volunteer Honorarium (Book Bank)	-	-	-	150,897	-	-	-	-	-	-	150,897
IR-4 Supply of Reading report Camp Materials	-	-	-	2,251	-	-	-	-	-	-	2,251
Production and Purchase of Print-rich materials	-	-	-	1,500	-	-	-	-	-	-	1,500
Training (support to project and others staffs)	14,245	-	-	-	-	-	-	-	-	-	14,245
Total:	14,245	-	-	533,964	165,592	-	-	-	695,090	-	1,408,891



16. Workshop and Exchange visit

Particulars	Name of Projects (2017-2018)										Total	
	General fund	Mother AC	SK	READ	CIP-VCF	CHTRDP	BCBI	VCF-Net	MLE Manual Development	ZKS-Peace		
Monthly progress sharing workshop	-	-	-	16,980	-	-	-	-	-	-	-	16,980
Refresher training for community literacy volunteer and PNGOs staffs	-	-	-	78,818	-	-	-	-	-	-	-	78,818
Training to Teachers on using book at upazila level	-	-	-	-	-	-	109,685	-	-	-	-	109,685
Local level advocacy programme with DPEO, Language Committees HDC/RDC etc.	-	-	-	-	-	-	70,952	-	-	-	-	70,952
VCF management Plan formation reformation workshop at VCF level	-	-	-	-	77,448	-	-	-	-	-	-	77,448
Information Kit production	-	-	-	-	-	-	-	235,750	-	-	-	235,750
Capacity building of VCF network leaders, communities, leadership skill development, women's participants and CNA regional VCF network leaders/members	-	-	-	-	-	-	-	-	-	-	-	-
Total:	-	-	-	95,798	77,448	-	180,637	1,344,447	-	-	-	1,698,330
												1,108,697

17. Monitoring visits to communities :

Particulars	Name of Projects (2017-2018)										Total	
	General fund	Mother AC	SK	READ	CIP-VCF	CHTRDP	BCBI	VCF-Net	MLE Manual Development	ZKS-Peace		
MIS data flow	-	-	-	20,590	-	-	-	-	-	-	-	20,590
M&E and MIS refresher training for READ staff GPS	-	-	-	-	-	-	-	-	-	-	-	-
M&E register & format	-	-	-	13,900	-	-	-	-	-	-	-	13,900
Field visit by UP Standing committee	-	-	-	-	-	-	-	-	-	-	-	-
Total:	-	-	-	34,490	-	-	-	-	-	-	-	34,490



18. Support to Communities/Schools/HHs for implementation of income generating activities :

Particulars	Name of Projects (2017-2018)										Total	
	General fund	Mother AC	SK	READ	CIP-VCF	CHTRDP	BCBI	VCF-Net	MLE Manual Development	ZKS-Peace		
Health Checkup Camp at 45 Schools PO	-	-	25,391	-	-	-	-	-	-	-	-	25,391
Structuring Net work and drafting by laws with vision, mission and road mapping of network formation	-	-	-	-	-	-	-	-	99,096	-	-	99,096
Teachers Honorarium /Volunteer	-	-	194,000	-	-	-	-	-	-	-	-	194,000
Total:	-	-	219,391	-	-	-	-	-	99,096	-	-	318,487

19. Meeting-Stakeholder/Staff

Particulars	Name of Projects (2017-2018)										Total	
	General fund	Mother AC	SK	READ	CIP-VCF	CHTRDP	BCBI	VCF-Net	MLE Manual Development	ZKS-Peace		
Monthly Staffs coordination Meeting	-	-	8,113	-	-	-	7,434	4,410	-	-	-	19,957
Facilitate Bi-Monthly UDCC Meeting	-	-	-	-	-	-	-	10,500	-	-	-	10,500
Bi monthly meeting for VCF management committees at VCF level	-	-	-	-	3,050	-	-	-	-	-	-	3,050
Quarterly meeting with KHD VCF network	-	-	-	-	21,232	-	-	-	-	-	-	21,232
Develop strategic plan for five year	-	-	-	-	-	-	-	332,744	-	-	-	332,744
Linkage building meeting at Regional level	-	-	-	-	-	-	-	256,430	-	-	-	256,430
linkage building meeting at National level	-	-	-	-	-	-	-	361,000	-	-	-	361,000
Specialist and consultants fees	-	-	-	-	-	-	-	-	54,908	-	-	54,908
Parents meetings/Conference	-	-	14,621	-	-	-	9,351	-	-	-	-	23,972
Total:	-	-	22,734	-	24,282	-	16,785	965,084	54,908	-	-	1,083,793

20. Day observation National and International

Particulars	Name of Projects (2017-2018)										Total	
	General fund	Mother AC	SK	READ	CIP-VCF	CHTRDP	BCBI	VCF-Net	MLE Manual Development	ZKS-Peace		
Day Observe (21 Feb, 26 March, 16 December, International women's day, World children day, Book fair day and ZKS day etc)	11,858	-	-	-	80,032	-	-	-	-	-	-	91,890
Total:	11,858	-	-	-	80,032	-	-	-	-	-	-	91,890



21. Travelling allowance for project staff & management team members

Particulars	Name of Projects (2017-2018)										Total	
	General fund	Mother AC	SK	READ	CIP-VCF	CHTRDP	BCBI	VCF-Net	MLE Manual Development	ZKS-Peace		
Executive Director/Board/EC members/ SMT/F&AA	-	-	-	17,825	-	-	-	-	-	-	-	17,825
Project management team	-	-	-	-	-	-	-	-	-	-	-	-
Community Facilitators/Field staff/teachers	82,208	-	81,464	171,782	26,680	81,400	37,290	45,645	289,700	-	-	816,169
Fuel and Maintenance for motorbike and bicycle	2,440	-	-	104,114	14,035	-	76,148	8,398	-	-	-	205,135
Total:	84,648	-	81,464	293,721	40,715	81,400	113,438	54,043	289,700	-	-	1,039,129

22. Daily allowance for project staff & management team members

Particulars	Name of Projects (2017-2018)										Total	
	General fund	Mother AC	SK	READ	CIP-VCF	CHTRDP	BCBI	VCF-Net	MLE Manual Development	ZKS-Peace		
Community Facilitators/Field staffs	-	-	-	-	-	82,500	-	-	-	-	-	82,500
Total:	-	-	-	-	-	82,500	-	-	-	-	-	82,500

23. Fund transferred to projects

Particulars	Name of Projects (2017-2018)										Total	
	General fund	Mother AC	SK	READ	CIP-VCF	CHTRDP	BCBI	VCF-Net	MLE Manual Development	ZKS-Peace		
Fund transferred to READ-BCBI	-	972,752	-	-	-	-	-	-	-	-	-	972,752
Fund transferred to UNESCO	1,122,480	-	-	-	-	-	-	-	-	-	-	1,122,480
Fund transferred to VCF-Net	7,208,455	-	-	-	-	-	-	-	-	-	-	7,208,455
Fund transferred to READ	-	4,019,878	-	-	-	-	-	-	-	-	-	4,019,878
Fund transferred to CIP-VCF	1,160,840	-	-	-	-	-	-	-	-	-	-	1,160,840
Fund transferred to ZTRTC	19,950	-	-	-	-	-	-	-	-	-	-	19,950
Fund transferred to SPO (KABIDANG)	-	-	-	-	-	-	-	-	-	-	-	-
Total:	9,511,725	4,992,630	-	-	-	-	-	-	-	-	-	14,504,355



24. Loan realized from Projects

Particulars	Name of Projects (2017-2018)										Total	
	General fund	Mother AC	SK	READ	CIP-VCF	CHTRDP	BCBI	VCF-Net	MLE Manual Development	ZKS-Peace		
Laon realized from READ	416,932	-	-	-	-	-	-	-	-	-	-	416,932
Laon realized from CIP-VCF	1,000	-	-	-	22,450	-	-	-	-	-	-	23,450
Laon realized from VCF-Net	1,870,847	-	-	-	-	-	-	-	-	-	-	1,870,847
Laon realized from CHTRDP	53,788	-	-	-	-	-	-	-	-	-	-	53,788
Laon realized from HGCAC/ORTOB	36,750	-	-	-	-	-	-	-	-	-	-	36,750
Laon realized from CAMPE	16,364	-	-	-	-	-	-	-	-	-	-	16,364
Laon realized from ZGM	100,000	-	-	-	-	-	-	-	-	-	-	100,000
	78,041	-	-	-	-	-	-	-	-	-	-	78,041
Laon realized from PEACE	92,396	-	-	-	-	-	-	-	-	-	-	92,396
Laon realized from BCBI	2,666,118	-	-	-	22,450	-	-	-	-	-	-	2,688,568

25. Loan realized from staffs

Particulars	Name of Projects (2017-2018)										Total	
	General fund	Mother AC	SK	READ	CIP-VCF	CHTRDP	BCBI	VCF-Net	MLE Manual Development	ZKS-Peace		
Laon realized from Binodan	-	-	-	-	-	-	-	-	-	-	-	-
Laon realized from Chandra Kishore Tripura	-	-	-	-	-	-	-	-	-	-	-	-
Laon realized from Paul Tripura	-	-	-	-	-	-	-	-	-	-	-	-
Laon realized from Jabeda	-	-	-	-	-	-	-	-	-	-	-	-
Laon realized from Banani	-	-	-	-	-	-	-	-	-	-	-	-
Laon realized from Bappy Tanchangya	-	-	-	-	-	-	-	-	-	-	-	-
	-	-	-	-	-	-	-	-	-	-	-	-



26. Assets (Office Furniture, Fixture & Equipment)

Particulars	Name of Projects (2017-2018)										Total	
	General fund	Mother AC	SK	READ	CIP-VCF	CHTRDP	BCBI	VCF-Net	MLE Manual Development	ZKS-Peace		
Digital Camera	-	-	-	-	-	-	-	-	-	-	-	-
File cabinet-OTOB	-	-	-	-	-	-	-	-	-	-	-	-
Table-OTOB	-	-	-	-	-	-	-	-	-	-	-	-
Chair-OTOB	-	-	-	-	-	-	-	-	-	-	-	-
Land purchase	158,150	-	-	-	-	-	-	-	-	-	-	158,150
Closing Balance as on 30.06.2018	158,150	-	-	-	-	-	-	-	-	-	-	158,150

27. Loan to projects

Particulars	Name of Projects (2017-2018)										Total	
	General fund	Mother AC	SK	READ	CIP-VCF	CHTRDP	BCBI	VCF-Net	MLE Manual Development	ZKS-Peace		
Loan paid to ORTOB/HGAC	44,625	-	-	-	-	-	-	-	-	-	-	44,625
Loan paid to SK projects	3,575	-	-	-	-	-	-	-	-	-	-	3,575
Loan paid to READ	544,599	-	-	-	-	-	-	-	-	-	-	544,599
Loan paid to VCF-Net	981,847	-	-	-	-	-	-	-	-	-	-	981,847
Loan paid to BCBI	116,420	-	-	-	-	-	-	-	-	-	-	116,420
Loan paid to CAMPE	139,077	-	-	-	-	-	-	-	-	-	-	139,077
Loan paid to CIP-VCF	22,450	-	-	-	1,000	-	-	-	-	-	-	23,450
	1,852,593	-	-	-	1,000	-	-	-	-	-	-	1,853,593

28. Loan paid to staff

Particulars	Name of Projects (2017-2018)										Total	
	General fund	Mother AC	SK	READ	CIP-VCF	CHTRDP	BCBI	VCF-Net	MLE Manual Development	ZKS-Peace		
Loan paid to Birendro Tripura	50,000	-	-	-	-	-	-	-	-	-	-	50,000
Loan paid to Bannani	-	-	-	-	-	-	-	-	-	-	-	-
Loan paid to Bappy	-	-	-	-	-	-	-	-	-	-	-	-
Loan paid to Karandra Tripura	-	-	-	-	-	-	-	-	-	-	-	-
Loan paid to Rumel marma	-	-	-	-	-	-	-	-	-	-	-	-
	50,000	-	-	-	-	-	-	-	-	-	-	50,000



ZABARANG KALYAN SAMITY (ZKS)
Project wise statement of Consolidated Financial Position
As at 30 June 2018

Notes	Assets	Amounts in Taka											Total 2016-17
		2017-2018										Total 2017-18	
		GF	Mother AC	SK	READ	CIP-VCF	CHTRDP	BCBI	VCF-NET	MLE Manual Development	ZKS+Peace		
3	Property, plant & equipment	2,312,567	-	-	985,316	-	-	80,472	71,786	-	-	3,450,141	3,886,684
4	Receivable from other project Advance & Prepayment	4,335,034	-	-	-	-	-	-	-	-	-	4,335,034	5,148,559
5	Loan to staffs	198,715	-	-	-	-	-	-	-	-	-	198,715	148,715
6	Cash & cash equivalents	419,699	-	-	66,251	66,197	800	27,368	241,191	-	-	821,505	2,059,533
	Fixed Deposit	-	-	-	-	-	-	-	-	-	-	-	500,000
	Total	7,266,015	-	-	1,051,567	66,197	800	107,840	312,977	-	-	8,805,395	11,743,490
Fund and Liabilities													
7	Capital fund	7,259,574	-	-	1,051,567	44,747	(227,230)	107,840	300,217	(1,000)	-	8,535,714	10,746,519
8	Loan from ED	6,441	-	-	-	-	167,500	-	-	-	-	173,941	6,441
9	Payable to other project	-	-	-	-	21,450	60,530	-	-	1,000	-	82,980	950,530
	Security money received	-	-	-	-	-	-	-	-	-	-	-	-
	Provision for audit fee	-	-	-	-	-	-	-	-	-	-	-	40,000
	Advance Account	-	-	-	-	-	-	-	12,760	-	-	12,760	-
	Total	7,266,015	-	-	1,051,567	66,197	800	107,840	312,977	-	-	8,805,395	11,743,490



ZABARANG KALYAN SAMITY (ZKS)
Project wise statement of consolidated Profit or Loss and Other Comprehensive Income
For the year ended 30 June 2018

Notes	Income	Amounts in Taka													Total 2016-17
		2017-2018													
		GF	Mother AC	SK	READ	CIP-VCF	CHTRDP	BCBI	VCF-NET	MLE Manual Development	ZKS-Peace	Total 2017-18			
10	Grants income	9,800,304	4,992,630	1,517,757	4,019,878	1,160,840	836,384	972,752	7,208,455	1,122,480	41,368	31,672,848	32,242,687		
11	Administrative cost Received from Projects	765,476	-	487	-	-	-	-	3,129	-	-	769,092	2,297,025		
	Onupirerona Project Recruitment	6,000	-	-	-	-	-	-	-	-	-	6,000	-		
	General Members Fee	5,420	-	-	-	-	-	-	-	-	-	5,420	-		
	Book Fair	-	-	-	-	-	-	-	-	-	-	-	-		
	FDR Interest	271,150	-	-	-	-	-	-	-	-	-	271,150	7,923		
	Bank interest	1,432	-	-	-	-	-	-	-	-	-	1,432	-		
	Total Income	10,849,782	4,992,630	1,518,244	4,019,878	1,160,840	836,384	972,752	7,211,584	1,122,480	41,368	32,725,942	34,547,635		
	Expenditure														
12	Staff Salary-Administrative	1,931,279	-	19,500	78,136	182,933	-	-	332,500	-	-	2,544,348	2,629,789		
13	Staff Salary-Programme	-	-	1,466,340	2,781,198	483,499	741,269	745,044	637,500	-	-	6,854,850	10,694,067		
14	Administrative and other cost	358,720	2,989	98,148	244,053	61,593	98,576	167,298	70,678	771,292	-	1,873,347	1,478,241		
15	Training/Conference to staff/Communities/stakeholders	14,245	-	-	533,964	165,592	-	-	-	695,090	-	1,408,891	1,919,088		
16	Workshop and Exchange visit	-	-	-	95,798	77,448	-	180,637	1,344,447	-	-	1,698,330	2,105,652		
17	Monitoring Visits to communities	-	-	-	34,490	-	-	-	-	-	-	34,490	109,251		
18	Support to Communities/Schools/HHs	-	-	219,391	-	-	-	-	99,096	-	-	318,487	3,076,587		
19	Meeting -Stakeholder/Staff	-	-	22,734	-	24,282	-	16,785	965,084	54,908	-	1,083,793	545,003		
20	Day observation	11,858	-	-	-	80,032	-	-	-	-	-	91,890	26,817		
21	Travelling Allowance	84,648	-	81,464	293,721	40,715	81,400	113,438	54,043	289,700	-	1,039,129	1,538,192		
22	Daily Allowance	-	-	-	-	-	82,500	-	-	-	-	82,500	-		
23	Fund transferred to Projects	9,511,725	4,992,630	-	-	-	-	-	-	-	-	14,504,355	7,650,095		
	Fund refund to Donors	-	-	-	-	-	-	-	-	-	-	-	-		
	Paid to other project	-	-	-	-	-	-	-	-	-	-	-	-		
	Depreciation	-	-	6	474,232	-	-	20,118	17,947	-	-	512,303	12,760		
	Audit fee	50,000	-	-	78,261	-	-	40,000	80,000	-	-	248,261	100,000		
Annex-D	Expenditure of sub-partner TAUNGYA and Humanitarian Foundation	-	-	-	-	-	-	-	2,513,410	-	-	2,513,410	2,536,359		
	Remuneration for 3 experts of three languages	-	-	-	-	-	-	-	-	-	-	-	58,500		
	Bank charge	3,975	-	-	-	-	-	-	-	-	-	3,975	3,000		
	Total Expenditures	11,966,450	4,995,619	1,907,583	4,613,853	1,116,094	1,003,745	1,283,320	6,114,705	1,810,990	-	34,812,358	34,483,401		
	Excess of Income over Expenses	(1,116,668)	(2,989)	(389,339)	(593,975)	44,747	(167,361)	(310,568)	1,096,880	(688,510)	41,368	(2,086,416)	64,234		
	Total	10,849,782	4,992,630	1,518,244	4,019,878	1,160,840	836,384	972,752	7,211,584	1,122,480	41,368	32,725,942	34,547,635		



ZABARANG KALYAN SAMITY (ZKS)
Project wise statement of Consolidated Receipts & Payments
For the year ended 30 June 2018

Notes	Receipts	Amounts in Taka											Total 2017-18	Total 2016-17			
		GF	Mother AC	SK	READ	CIP-VCF	CHTRDP	BCBI	VCF-NET	MLE Manual Development	ZKS-Peace						
	Opening Balance																
	Cash in Hand	2,401		734	5,660							681	1,617			11,093	14,083
	Cash at Bank	488,591	2,989	388,599	180,334		661	317,137				632	688,510	632	2,048,440	4,495,802	
	Total	470,992	2,989	389,333	185,994		661	317,818				632	688,510	632	2,059,533	4,509,885	
10	Fund Received from Donors	9,800,304	4,992,630	1,517,757	4,019,878	1,160,840	836,384	972,752				41,368	1,122,480		31,672,848	32,242,687	
8	Loan received from ED	-	-	-	-	-	396,712	-				-	-		396,712	-	
	Bank Interest	1,432													1,432	7,923	
	FDR Interest	271,150													271,150		
11	Administrative cost Received from Projects	765,476		487											769,092	2,297,025	
24	Loan realized from Projects	2,666,118				22,450									2,688,568	828,194	
25	Loan realized from Staffs	-	-	-	-	-	-	-	-	-	-	-	-	-	-	7,055	
	FDR Encashment	500,000													500,000		
	Onuiprona Project Recruitment	6,000													6,000		
	General Members Fee	5,420													5,420		
	Book Fair	-	-	-	-	-	-	-	-	-	-	-	-	-	-		
	Advance Account	13,200											12,760		25,960	122,400	
	Loan received from GF	-	-	-	-	-	-	-	-	-	-	-	981,847		981,847	1,579,000	
	Total Receipts	14,029,100	4,992,630	1,518,244	4,019,878	1,183,290	1,233,096	972,752	8,206,191	1,122,480	41,368	1,122,480	1,810,990	42,000	37,319,029	37,084,284	
	Total	14,500,092	4,995,619	1,907,577	4,205,872	1,183,290	1,233,757	1,290,570	8,208,795	1,810,990	42,000	1,810,990	39,378,562	41,598,169	41,598,169	41,598,169	
	Payments																
12	Staff Salary-Administrative	1,931,279	-	19,500	78,136	182,933	-	-	332,500	-	-	-	-	-	2,544,348	2,629,789	
13	Staff Salary-Programme	-	-	1,466,340	2,781,198	483,499	741,269	745,044	637,500	-	-	-	-	-	6,854,850	10,694,067	
14	Administrative and other cost	358,720	2,989	98,148	244,053	61,593	98,576	167,298	70,678	771,292	-	-	-	-	1,873,347	1,476,241	
26	Assets/Logistics:Furniture/Equipment	158,150	-	-	-	-	-	-	-	-	-	-	-	-	158,150	337,823	
15	Training/Conference to staff/ Communities/ stakeholders	14,245	-	-	533,964	165,592	-	-	-	-	-	-	695,090	-	1,408,891	1,949,088	





Notes	Amounts in Taka													Total 2016-17
	2017-2018												Total 2017-18	
	GF	Mother AC	SK	READ	CIP-VCF	CHTRDP	BCBI	VCF-NET	MLE Manual Development	ZKS-Peace				
16	Workshop and Exchange visit	-	-	95,798	77,448	-	180,637	1,344,447	-	-	-	-	1,698,330	2,105,652
17	Monitoring Visits to communities	-	-	34,490	-	-	-	-	-	-	-	-	34,490	109,251
18	Support to Communities/Schools/HHs	-	-	219,391	-	-	-	99,096	-	-	-	-	318,487	3,076,587
19	Meeting -Stakeholder/Staff	-	-	22,734	24,282	-	16,785	965,084	54,908	-	-	-	1,083,793	545,003
20	Day observation	11,858	-	-	80,032	-	-	-	-	-	-	-	91,890	26,817
21	Travelling Allowance	84,648	-	81,464	40,715	81,400	113,438	54,043	289,700	-	-	-	1,039,129	1,538,192
22	Daily Allowance	-	-	-	-	82,500	-	-	-	-	-	-	82,500	-
Annex-D	Expenditure of sub-partner TAUNGYA and Humanitarian Foundation	-	-	-	-	-	-	2,513,410	-	-	-	-	2,513,410	2,536,359
23	Fund transferred to projects	9,511,725	4,992,630	-	-	-	-	-	-	-	-	-	14,504,355	7,650,095
27	Loan to Projects	1,852,593	-	-	-	1,000	-	-	-	-	-	-	1,853,593	2,859,417
28	Loan to staffs	50,000	-	-	-	-	-	-	-	-	-	-	50,000	3,000
	Loan refund to GF	-	-	-	-	-	-	1,870,847	-	-	-	42,000	1,912,847	940,300
8	Loan refund to ED	-	-	-	-	229,212	-	-	-	-	-	-	229,212	-
	Audit fee	90,000	-	78,261	-	-	40,000	80,000	-	-	-	-	288,261	60,000
	Unspend fund transfer to GF	-	-	-	-	-	-	-	-	-	-	-	-	950,695
	Bank charge	3,975	-	-	-	-	-	-	-	-	-	-	3,975	3,000
	Remuneration for 3 experts of three languages	-	-	-	-	-	-	-	-	-	-	-	-	58,500
	Paid to other project	-	-	-	-	-	-	-	-	-	-	-	-	12,760
	Advance Account	13,200	-	-	-	-	-	-	-	-	-	-	-	-
	Total Payments	14,080,393	4,995,619	1,907,577	4,139,621	1,117,094	1,263,202	7,967,605	1,810,990	42,000	13,200	38,557,057	39,534,636	
	Closing Balance													
	Cash in hand	825	-	-	-	1,365	694	-	-	-	-	-	2,884	11,093
	Cash at Bank	418,874	-	-	66,251	64,832	26,674	241,191	-	-	-	-	818,621	2,048,440
	Total	419,699	-	-	66,251	66,197	27,368	241,191	-	-	-	821,505	2,059,533	
	Total	14,500,092	4,995,619	1,907,577	4,205,872	1,183,290	1,290,570	8,208,795	1,810,990	42,000	13,200	39,378,562	41,594,169	

Annex-D

ZABARANG KALYAN SAMITY (ZKS)
For the year ended 30 June 2018
Shedule of fund transfer to sub-partner

Fund transfer to sub-partner TAUNGYA-Rangamati

Sl	Date	Bank Name	Cheque No.	Amount in taka
1	04 December 2017	PUBALI BANK LIMITED, Khagracharibazar, Khagrachari	4832160	303,369.00
2	25 September 2017	do	4832121	993,331.00
Sub-Total				1,296,700.00

Fund transfer to sub-partner Humanitarian Foundation-Bandarban

1	05 December 2017	do	4832161	337,759.50
2	26 September 2017	do	4832124	878,950.00
Sub-Total				1,216,709.50
Total				2,513,409.50



Annex-E

ZABARANG KALYAN SAMITY (ZKS)
Details Fixed Assets Schedule
For the year ended 30 June 2018

Particulars	Cost			Rate	Depreciation			W.D.V 30.06.2018
	Opening 01.07.2017	Addition during the year	Total 30.06.2018		Adjustment	Charge during the year	Adjustment	
Land	2,154,417	158,150	2,312,567	0%	-	-	-	2,312,567
Telephone	14,000	-	14,000	25%	-	-	-	-
Refrigerator/Equipment	45,150	-	45,150	25%	-	-	-	-
Generator	60,000	-	60,000	15%	-	-	-	-
Computer & Laptop	514,500	-	514,500	25%	-	-	-	-
Furniture & Fixture	150,063	-	150,063	20%	-	-	-	-
Digital Camera	29,119	-	29,119	20%	-	-	-	-
Multimedia Projector	73,320	-	73,320	20%	-	-	-	-
Printer	57,260	-	57,260	25%	-	-	-	-
Total	3,097,829	158,150	3,255,979		943,412	-	-	2,312,567

READ

Particulars	Cost			Rate	Depreciation			W.D.V 30.06.2018
	Opening 01.07.2017	Addition during the year	Total 30.06.2018		Adjustment	Charge during the year	Adjustment	
Motor Cycle	796,932	-	796,932	20%	159,386	-	-	478,160
Furniture and Fixture	446,248	-	446,248	20%	89,250	-	-	178,499
Desktop & Laptop	381,635	-	381,635	25%	95,409	-	-	95,409
Computer & Accessories	228,789	-	228,789	25%	57,197	-	-	82,276
Printer	104,408	-	104,408	25%	26,102	-	-	29,539
Digital Camera	68,286	-	68,286	20%	13,657	-	-	40,972
Multimedia Projector	70,000	-	70,000	20%	14,000	-	-	42,000
Photocopy Machine	96,153	-	96,153	20%	19,231	-	-	38,461
Total	2,192,451	-	2,192,451		474,232	-	-	985,316



